


# AC/MC CONNECTORS



AC/MC MADE E-Z

**Watertown**  
(315) 782-0704

**Ogdensburg**  
(315) 394-0878

**Oneida**  
(315) 361-4149

**City Electric Company, Inc.**



[www.cityelectricweb.com](http://www.cityelectricweb.com)

**Corporate Office**

Syracuse  
(315) 474-7841

**Oswego**  
(315) 343-2739

**Rochester**  
(585) 247-3100

**24 Hour  
Emergency Number**  
(800) 999-7841

 **BRIDGEPORT**  
[www.bptfittings.com](http://www.bptfittings.com)



# SELECTION AND INNOVATION

## MAKE EVERY JOB EASIER.

Quality, innovation, selection and availability – you get it all with the industry’s leading AC/MC fittings line from Bridgeport. So all the choices you need in steel and zinc share the most important product attribute: a Bridgeport Circle B on the fitting. It’s the mark that says you take pride in your work.


From duplex snap-ins and single and double screw connectors to anti-short bushings and stronger straps – Bridgeport’s got you covered.

We’ve engineered in performance differences that can help you every day – better fit, faster install and assured quality out of the box.

Plus innovations like deep-slot tri-head screws, tapped locknuts that don’t “jump” threads and snap-ins that snap out easy, too.

Make the smart selection and choose Bridgeport AC/MC every time. For installations that last a lifetime. Call Bridgeport at 203-377-5944 and be sure all your AC and MC connections are A-OK.

Because the sure way to spell AC/MC success is with a B. Bridgeport.




<b>Watertown</b> (315) 782-0704	<b>City Electric Company, Inc.</b>  <a href="http://www.cityelectricweb.com">www.cityelectricweb.com</a> <b>Corporate Office</b> Syracuse (315) 474-7841	<b>Oswego</b> (315) 343-2739
<b>Ogdensburg</b> (315) 394-0878		<b>Rochester</b> (585) 247-3100
<b>Oneida</b> (315) 361-4149		<b>24 Hour Emergency Number</b> (800) 999-7841

# WHIPPER-SNAP® Connectors

The Most Convenient, Easiest-to-Assemble, Snap-in Fittings Available

<b>Watertown</b> (315) 782-0704	<b>City Electric Company, Inc.</b>  <a href="http://www.cityelectriccwb.com">www.cityelectriccwb.com</a> <b>Corporate Office</b> Syracuse (315) 474-7841	<b>Oswego</b> (315) 343-2739	<b>Rochester</b> (585) 247-3100 <small>24 Hour Emergency Number</small> (800) 999-7841
------------------------------------	---	---------------------------------	---



- Die-cast zinc body with hardened spring steel locking device.
- 38ASP features clear wire path and easy push-through design that eliminates snags and wire insulation damage. Internal tension grips hold cable securely.
- Space between continuity tabs allows positive visual inspection of anti-short bushing.
- Double locking tabs hold the connector tight in the box, and additional tension tabs provide maximum continuity.



Save time and money with every installation.

WHIPPER-SNAP fittings snap right into the box – with the satisfying click of money in your pocket.

## Convenience.


Pre-assemble cable, or easily install after connector is in the box. Either way, assembly is a snap. You can remove WHIPPER-SNAP connectors almost as easy as you pop them in. Simply depress the tab with a flat blade screwdriver.

## Designed to work the way you work.

On the job, you'll appreciate the attention to detail and the many convenient features that make the whole WHIPPER-SNAP line so easy to use.

## Large Feeder Cable Fittings

Bridgeport's AC/MC Connectors are the industry's finest choice for connecting large branch circuit or feeder MC Cable to boxes, enclosures, load-centers, panel-boards, transformers, switchgear, and other electrical equipment. Use Bridgeport's fittings to obtain a robust mechanical connection in commercial and industrial facilities such as paper mills, chemical plants, utility plants, educational facilities, office building as well as multi-family, residential complexes.



## AC/MC Selection Chart

Catalog Number	UPC Number	Trade Size	K.O. Size	Cable
----------------	------------	------------	-----------	-------

### DIE CAST SQUEEZE CONNECTORS

403-DC2	15403	3/8"	1/2"	AC/MC: 12/3 thru 10/3 (.550"-.610" Ø)
---------	-------	------	------	---------------------------------------

### DIE CAST STRAP TYPE CONNECTORS

560-DC2	15560	3/8"	1/2"	14/4 (.43" Ø min) to 10/4 (.61" Ø max) MCI-A
561-DC2	15561	3/4"	3/4"	AC/MC: 12/4 (.625" Ø min) to 8/4 (.875" Ø max)
560-DCI2	16560	3/8"	1/2"	14/4 (.43" Ø min) to 10/4 (.61" Ø max) MCI-A
561-DCI2	16561	3/4"	3/4"	AC/MC: 12/4 (.515" Ø min) to 8/4 (.875" Ø max)
560-MCIA2	72560	3/8"	1/2"	14/2 (.38" Ø min) to 10/4 (.61" Ø max) MCI-A
BL16ASP	08560	3/8"	1/2"	14/2 (.44" Ø min) to 10/3 (.61" Ø max) (Whipper-Snap®)
BL16MCIA	71560	3/8"	1/2"	14/2 (.38" Ø min) to 10/4 (.61" Ø max) MCI-A (Whipper-Snap®)
BL16SP	70560	3/8"	1/2"	14/2 (.44" Ø min) to 10/3 (.61" Ø max) (Whipper-Snap®)
BL-17	15567	1/2"	1/2"	8/3 AC90, 8/3 or 6/3 MCI-A
BL-17I	16567	1/2"	1/2"	8/3 AC90, 8/3 or 6/3 MCI-A
BL-18	15568	3/4"	3/4"	6/3 AC90
BL-18I	16568	3/4"	3/4"	6/3 AC90
BL-19	15569	1"	1"	3/3 AC90
BL-19I	16569	1"	1"	3/3 AC90

### DIE CAST 1 OR 2 SCREW CONNECTORS

501-DC2	15501	3/8"	1/2"	14/2-10/3 Steel Armored and .500-.550 Steel Interlocked MC
545-DC2	15545	3/8"	1/2"	AC/MC: 14/2 thru 10/3 (.410"-.610" Ø)
563-DC2	15563	1/4"	1/4"	14/2-12/2 Steel & AC Armored
565-DC2	15565	3/8"	1/2"	14/2 (.43" Ø min) to 10/3 (.53" Ø max) MCI-A
566-DC2	15566	3/8"	1/2"	14/4 (.43" Ø min) to 10/3 (.53" Ø max) MCI-A
845ASP	08501	3/8"	1/2"	12/2 (.43" Ø min) to 10/4 (.61" Ø max) MCI-A
845SP	70501	3/8"	1/2"	12/2 (.43" Ø min) to 10/4 (.61" Ø max) MCI-A
8400SP	70565	3/8"	1/2"	14/4 (.43" Ø min) to 10/3 (.53" Ø max) MCI-A (Whipper-Snap®)
8400MCIA	71565	3/8"	1/2"	14/2 (.38" Ø min) to 10/3 (.53" Ø max) MCI-A (Whipper-Snap)

### DIE CAST LOW PROFILE "U" SHAPED STRAP CONNECTORS

SG38ASP	08570	3/8"	1/2"	14/4 (.43" Ø min) to 10/3 (.53" Ø max) MCI-A (Whipper-Snap)
SG38MCIA	71570	3/8"	1/2"	14/2 (.38 Ø min) to 10/3 (.53 Ø max) MCI-A (Whipper-Snap)
SG38SP	70570	3/8"	1/2"	14/4 (.43" Ø min) to 10/3 (.53" Ø max) MCI-A (Whipper-Snap)
570-DC2	15570	3/8"	1/2"	14/2 (.38" Ø min) to 10/3 (.53" Ø max) MCI-A
570-DCI2	16570	3/8"	1/2"	14/4 (.43" Ø min) to 10/3 (.53" Ø max) MCI-A
570-DCR2	15057	3/8"	1/2"	14/4 (.43" Ø min) to 10/3 (.53" Ø max) MCI-A

### DIE CAST COLOR-CODED LOW PROFILE CONNECTORS

570-GI	75706	3/8"	1/2"	HCF/AC: 14/2 (.433" Ø min) to 10/3 (.61" Ø max) (Green color)
570-G/RI	75707	3/8"	1/2"	HCF/MC: 14/2 (.433" Ø min) to 10/3 (.61" Ø max) (Green & Red color)
570-RI	75708	3/8"	1/2"	Fire Alarm MC: 18/2 (.41" Ø min) to 12/4 (.61" Ø max) (Red color)

© Whipper-Snap is a registered trademark of Bridgeport Fittings, Inc.



403-DC2



560-DC2



561-DCI2



BL16ASP/  
BL16MCIA



BL16SP



BL-17



501-DC2



545-DC2



563-DC2



565-DC2



566-DC2



8400SP



845ASP



845SP



SG38SP



SG38ASP  
SG38MCIA



570-DC2



570-DCI2



570-DCR2



570-RI



570-GI  
570-G/RI

**City Electric Company, Inc.**

<p><b>Watertown</b> (315) 782-0704</p> <p><b>Ogdensburg</b> (315) 394-0878</p> <p><b>Oneida</b> (315) 361-4149</p>	 <a href="http://www.cityelectricweb.com">www.cityelectricweb.com</a> <b>Corporate Office</b> Syracuse (315) 474-7841	<p><b>Oswego</b> (315) 343-2739</p> <p><b>Rochester</b> (585) 247-3100</p> <p style="text-align: center;"><small>24 Hour Emergency Number</small></p> <p>(800) 999-7841</p>
--	---	---

Catalog Number	UPC Number	Trade Size	K.O. Size	Cable
----------------	------------	------------	-----------	-------

DIE CAST 2 SCREW CONNECTORS				
653-DC2	15653	1/2"	1/2"	1/2" Flex AC .675"-.900" Ø
655-DC2	15655	3/4"	3/4"	6/3 (.85" Ø min-.99" Ø max) AC/MC
657-DC2	15657	1"	1"	AC/MC: 4/3 (1.03" Ø min) to 1/3 (1.31" Ø max)



DIE CAST LARGE SIZE 2 SCREW, STRAP TYPE CONNECTORS				
683-DC2	15683	1"	1"	AC/MC: 3 # 4 (.88" Ø min) to 4 #3 (1.04" Ø max)
683-DCI2	16683	1"	1"	AC/MC: 3 #6 (.75" Ø min) to 3 #3 (1.04" Ø max)
684-DC2	15684	1 1/4"	1 1/4"	AC/MC: 3 #1 (1.10" Ø min) to 4 #2 (1.25" Ø max)
685-DC2	15685	1 1/2"	1 1/2"	AC/MC: 3 #2/0 (1.25" Ø min) to 4 #1/0 (1.50" Ø max)
686-DC2	15686	2"	2"	AC/MC: 3 #350 (1.75" Ø min) to 4 #250 (2.00" Ø max)
686-DCX2	25686	2"	2"	AC/MC: 3 #2/0 (1.51" Ø min) to 4 #250 (1.73" Ø max)
687-DC2	15687	2 1/2"	2 1/2"	AC/MC: 3 #500 (2.00" Ø min) to 4 #400 (2.50" Ø max)
688-DC2	15688	3"	3"	AC/MC: 3 #600 (2.38" Ø min) to 4 #700 (3.00" Ø max)
689-DC2	15689	3 1/2"	3 1/2"	AC/MC: 4 #700 (2.75" Ø min) to 4 #750 (3.50" Ø max)

DIE CAST 90° CONNECTORS				
801-DC2	15801	3/8"	1/2"	AC/MC: 12/2 (.560" Ø min) to 10/3 (.610" Ø max)
801-DCI2	16801	3/8"	1/2"	AC/MC: 12/2 (.560" Ø min) to 10/3 (.610" Ø max)
802-DC2	15802	3/8"	1/2"	AC/MC: 12/2 (.48" Ø min) to 10/3 (.58" Ø max)
802-DCI2	16802	3/8"	1/2"	AC/MC: 12/2 (.48" Ø min) to 10/3 (.58" Ø max)
802ASP	08802	3/8"	1/2"	AC/MC: 12/2 (.48" Ø min) to 10/3 (.58" Ø max)
(Whipper-Snap)				
802SP	70802	3/8"	1/2"	AC/MC: 12/2 (.48" Ø min) to 10/3 (.58" Ø max)
(Whipper-Snap)				
807-DC2	15807	1"	1"	1.187" Ø min to 1.312" Ø max
808-DC2	15808	1 1/4"	1 1/4"	1.500" Ø min to 1.625" Ø max
807-DCI2	16807	1"	1"	1.187" Ø min to 1.312" Ø max
808-DCI2	16808	1 1/4"	1 1/4"	1.500" Ø min to 1.625" Ø max
804-DC2	15804	1/2"	1/2"	AC/MC: 8/4 (.750" Ø min) to 6/3 (.875" Ø max)
804-DCI2	16804	1/2"	1/2"	AC/MC: 8/4 (.750" Ø min) to 6/3 (.875" Ø max)
806-DC2	15806	3/4"	3/4"	AC/MC: 4/2 (.875" Ø min) to 4/3 (1.000" Ø max)
806-DCI2	16806	3/4"	3/4"	AC/MC: 4/2 (.875" Ø min) to 4/3 (1.000" Ø max)
830-DC2	15830	3/8"	1/2"	AC/MC: 14/2 (.38" Ø min) to 10/3 (.53" Ø max)
850SP	70801	3/8"	1/2"	AC/MC: 12/2 (.550" Ø min) to 10/3 (.610" Ø max)
(Whipper-Snap)				
851ASP	08851	1/2"	1/2"	1/2" Flex only
(Whipper-Snap)				
851-DC2	15851	1/2"	1/2"	1/2" Flex only
851-DCI2	16851	1/2"	1/2"	1/2" Flex only
851SP	70851	1/2"	1/2"	1/2" Flex only
(Whipper-Snap)				

CABLE BRACKETS				
895-MC	02895			AC/MC: 14/2 (.475" Ø min) to 12/3 (.590" Ø max)
NMCB-1	40747			NM: 14/2, 12/2
NMCB-3	40767			NM: 14/2, 10/3

STEEL 1-HOLE STRAPS				
890-MC	02890			AC/MC: 14/2 (.475" Ø min) to 12/2 (.525" Ø max)
891-MC	02891			AC/MC: 14/3 (.540" Ø min) to 12/3 (.590" Ø max)
900F	02970			AC/MC: 12/4 (.560" Ø min) to 10/3 (.610" Ø max)





Catalog Number	UPC Number	Trade Size	K.O. Size	Cable
----------------	------------	------------	-----------	-------

<b>COMBINATION EMT - AC/MC COUPLING</b>				
<b>4157-DC</b>	94157			AC/MC: 14/2 thru 10/3 to 3/4" EMT

<b>STEEL E-Z LOCK SINGLE &amp; DUPLEX CONNECTORS</b>				
<b>AMC-50</b>	20570	3/8"	1/2"	14/4 (.43" Ø min) to 10/4 (.61" Ø max) MCI-A
<b>AMC-50MCIA</b>	22570	3/8"	1/2"	14/2 (.38" Ø min) to 10/4 (.61" Ø max) MCI-A
<b>AMC-5075</b>	20577	1/2"	1/2"	AC/MC: 8/3 (.701" Ø min) to 6/2 (.803" Ø max) MCI-A
<b>AMC-52</b>	20580	3/8"	1/2"	14/4 (.43" Ø min) to 10/4 (.61" Ø max) MCI-A

<b>"U" SHAPED STRAP CONNECTORS</b>				
<b>571-DC2</b>	15571	1/2"	1/2"	AC/MC: 8/3 (.63" Ø min) to 6/3 (.78" Ø max) MCI-A
<b>571-DC12</b>	16571	1/2"	1/2"	AC/MC: 8/3 (.63" Ø min) to 6/2 (.78" Ø max) MCI-A
<b>572-DC2</b>	15572	3/4"	3/4"	AC/MC: 4/3 to 3/4 (1.04" min - 1.12" Ø max)
<b>573-DC2</b>	15573	1"	1"	AC/MC: 2/3 to 2/0-3 (1.18" min - 1.44" Ø max)
<b>571-S</b>	00571	1/2"	1/2"	AC/MC: 8/3 (.63" Ø min) to 6/3 (.78" Ø max) MCI-A
<b>571-SI</b>	10571	1/2"	1/2"	AC/MC: 8/3 (.63" Ø min) to 6/2 (.78" Ø max) MCI-A
<b>572-S</b>	00572	3/4"	3/4"	AC/MC: 4/3 to 3/4 (1.04" min - 1.12" Ø max)
<b>573-S</b>	00573	1"	1"	AC/MC: 2/3 to 2/0-3 (1.18" min - 1.44" Ø max)

<b>DIE CAST SNAP-IN CONNECTORS</b>				
<b>38ASP</b>	08590	3/8"	1/2"	14/4 (.43" Ø min) to 10/4 (.61" Ø max) MCI-A (Whipper-Snap)
<b>380SP</b>	70590	3/8"	1/2"	14/4 (.43" Ø min) to 10/4 (.61" Ø max) MCI-A (Whipper-Snap)
<b>590-DC2</b>	15590	3/8"	1/2"	AC/MC: 14/2 (.440" Ø min) to 10/3 (.061" Ø max)
<b>590-DC12</b>	16590	3/8"	1/2"	AC/MC: 14/2 (.440" Ø min) to 10/3 (.061" Ø max)

<b>DIE CAST CONNECTORS FOR PVC &amp; TECK JACKETED MC</b>				
<b>595-DC2</b>	15595	3/8"	1/2"	12/2 thru 10/3 PVC Jacketed MC or 14/2, 14/3 or 12/2 TECK Cable with .610" Ø max Armor and .720" Ø max Jacket
<b>595-DC12</b>	16595	3/8"	1/2"	12/2 thru 10/3 PVC Jacketed MC or 14/2, 14/3 or 12/2 TECK Cable with .610" Ø max Armor and .720" Ø max Jacket
<b>596-DC2</b>	15596	1/2"	1/2"	10/3 thru 8/3 PVC Jacketed MC or 14/2 thru 10/3 TECK Cable with .685" Ø max Armor and .800" Ø max Jacket
<b>596-DC12</b>	16596	1/2"	1/2"	10/3 thru 8/3 PVC Jacketed MC or 14/2 thru 10/3 TECK Cable with .685" Ø max Armor and .800" Ø max Jacket
<b>895-DC2</b>	15895	3/8"	1/2"	12/2 thru 10/3 PVC Jacketed MC or 14/2, 14/3 or 12/2 TECK Cable with .610" Ø max Armor and .720" Ø max Jacket
<b>895-DC12</b>	16895	3/8"	1/2"	12/2 thru 10/3 PVC Jacketed MC or 14/2, 14/3 or 12/2 TECK Cable with .610" Ø max Armor and .720" Ø max Jacket

<b>DIE CAST DUPLEX CONNECTORS</b>				
<b>601-DC2</b>	15601	3/8"	1/2"	14/2 (.38" Ø min) to 10/4 (.61" Ø max) MCI-A
<b>830-DC2</b>	15830	3/8"	1/2"	AC/MC: 14/2 (.44" Ø min) to 10/3 (.61" Ø max)
<b>846SP</b>	70601	3/8"	1/2"	14/4 (.43" Ø min) to 10/4 (.61" Ø max) MCI-A (Whipper-Snap)
<b>3838ASP</b>	08690	3/8"	1/2"	14/4 (.43" Ø min) to 10/4 (.59" Ø max) MCI-A (Whipper-Snap)
<b>3838SP</b>	70690	3/8"	1/2"	14/4 (.43" Ø min) to 10/4 (.59" Ø max) MCI-A (Whipper-Snap)

## Suggested Fittings for Non-PVC Jacketed MC Cable

### 3 CONDUCTORS WITH GROUND

Size (AWG or kcmil)	Bridgeport Connector
6-6-6-6	653-DC2
4-4-4-6	683-DC2
2-2-2-4	683-DC2
1-1-1-4	684-DC2
1/0-1/0-1/0-4	684-DC2
2/0-2/0-2/0-4	685-DC2
3/0-3/0-3/0-4	685-DC2
4/0-4/0-4/0-2	686-DCX2
250-250-250-2	686-DCX2
300-300-300-1	686-DC2
350-350-350-1	686-DC2
400-400-400-1	687-DC2
500-500-500-1	687-DC2
500-500-500-2/0	687-DC2
500-500-500-250	688-DC2
600-600-600-1/0	687-DC2
750-750-750-1/0	688-DC2
750-750-750-3/0	688-DC2

### 4 CONDUCTORS WITH GROUND

Size (AWG or kcmil)	Bridgeport Connector
6-6-6-6-6	653-DC2
4-4-4-4-6	683-DC2
2-2-2-2-4	657-DC2
1-1-1-1-4	684-DC2
1/0-1/0-1/0-1/0-4	685-DC2
2/0-2/0-2/0-2/0-4	685-DC2
3/0-3/0-3/0-3/0-4	686-DCX2
4/0-4/0-4/0-4/0-2	686-DCX2
250-250-250-250-1	686-DC2
300-300-300-300-1	687-DC2
350-350-350-350-1/0	687-DC2
400-400-400-400-3/0	687-DC2
500-500-500-500-3/0	687-DC2
500-500-500-500-250	687-DC2
600-600-600-600-3/0	688-DC2
600-600-600-600-400	688-DC2
750-750-750-750-3/0	688-DC2
750-750-750-750-500	689-DC2
900-900-900-900-250	689-DC2

## Bridgeport MCI-A Cable Fittings

Cat. No.	MCI-A Cable	HCF MCI-A Cable
<b>Snap-In Style:</b>		
380SP	14/4 (.43" Ø min), 12/2, 12/3, 12/4, 10/2, 10/3, 10/4 (.61" Ø max)	12/2 (.43" Ø min), 12/3, 12/4, 10/2, 10/3, 10/4 (.61" Ø max)
38ASP	14/4 (.43" Ø min), 12/2, 12/3, 12/4, 10/2, 10/3, 10/4 (.61" Ø max)	12/2 (.43" Ø min), 12/3, 12/4, 10/2, 10/3, 10/4 (.61" Ø max)
3838SP	14/4 (.43" Ø min), 12/2, 12/3, 12/4, 10/2, 10/3, 10/4 (.59" Ø max)	12/2 (.43" Ø min), 12/3, 12/4, 10/2, 10/3, 10/4 (.59" Ø max)
3838ASP	14/4 (.43" Ø min), 12/2, 12/3, 12/4, 10/2, 10/3, 10/4 (.59" Ø max)	12/2 (.43" Ø min), 12/3, 12/4, 10/2, 10/3, 10/4 (.59" Ø max)
SG38SP	14/4 (.43" Ø min), 12/2, 12/3, 12/4, 10/2, 10/3 (.53" Ø max)	12/2 (.43" Ø min), 12/3, 12/4, 10/2 (.53" Ø max)
SG38ASP	14/4 (.43" Ø min), 12/2, 12/3, 12/4, 10/2, 10/3 (.53" Ø max)	12/2 (.43" Ø min), 12/3, 12/4, 10/2 (.53" Ø max)
SG38MCIA	14/2 (.38" Ø min), 14/3, 14/4, 12/2, 12/3, 12/4, 10/2, 10/3 (.53" Ø max)	12/2 (.38" Ø min), 12/3, 12/4, 10/2 (.53" Ø max)
8400SP	14/4 (.43" Ø min), 12/2, 12/3, 12/4, 10/2, 10/3 (.53" Ø max)	12/2 (.43" Ø min), 12/3, 12/4, 10/2, 10/3 (.53" Ø max)
8400MCIA	14/2 (.38" Ø min), 14/3, 14/4, 12/2, 12/3, 12/4, 10/2, 10/3 (.53" Ø max)	12/2 (.38" Ø min), 12/3, 12/4, 10/2, 10/3 (.53" Ø max)
845SP	12/2 (.43" Ø min), 12/3, 12/4, 10/2, 10/3, 10/4 (.61" Ø max)	12/2 (.43" Ø min), 12/3, 12/4, 10/2, 10/3, 10/4 (.61" Ø max)
845ASP	12/2 (.43" Ø min), 12/3, 12/4, 10/2, 10/3, 10/4 (.61" Ø max)	12/2 (.43" Ø min), 12/3, 12/4, 10/2, 10/3, 10/4 (.61" Ø max)
846SP	14/4 (.43" Ø min), 12/2, 12/3, 12/4, 10/2, 10/3, 10/4 (.61" Ø max)	12/2 (.43" Ø min), 12/3, 12/4, 10/2, 10/3, 10/4 (.61" Ø max)
AMC-50	14/4 (.43" Ø min), 12/2, 12/3, 12/4, 10/2, 10/3, 10/4 (.61" Ø max)	12/2 (.43" Ø min), 12/3, 12/4, 10/2, 10/3, 10/4 (.61" Ø max)
AMC-5075	8/3 (.701" Ø min), 8/2, 6/3, 6/2 (.803" Ø max)	8/3 (.701" Ø min), 8/2, 6/3, 6/2 (.803" Ø max)
AMC-50MCIA	14/2 (.38" Ø min), 14/3, 14/4, 12/2, 12/3, 12/4, 10/2, 10/3, 10/4 (.61" Ø max)	12/2 (.43" Ø min), 12/3, 12/4, 10/2, 10/3, 10/4 (.61" Ø max)
AMC-52	14/4 (.43" Ø min), 12/2, 12/3, 12/4, 10/2, 10/3, 10/4 (.61" Ø max)	12/2 (.43" Ø min), 12/3, 12/4, 10/2, 10/3, 10/4 (.61" Ø max)
<b>Locknut Style:</b>		
560-DC2	14/4 (.43" Ø min), 12/2, 12/3, 12/4, 10/2, 10/3, 10/4 (.61" Ø max)	12/2 (.43" Ø min), 12/3, 12/4, 10/2, 10/3, 10/4 (.61" Ø max)
560-DCI2	14/4 (.43" Ø min), 12/2, 12/3, 12/4, 10/2, 10/3, 10/4 (.61" Ø max)	12/2 (.43" Ø min), 12/3, 12/4, 10/2, 10/3, 10/4 (.61" Ø max)
560-MCIA2	14/2 (.38" Ø min), 14/3, 14/4, 12/2, 12/3, 12/4, 10/2, 10/3, 10/4 (.61" Ø max)	12/2 (.43" Ø min), 12/3, 12/4, 10/2, 10/3, 10/4 (.61" Ø max)
565-DC2	14/2 (.43" Ø min), 12/2, 12/3, 12/4, 10/2, 10/3 (.53" Ø max)	12/2 (.43" Ø min), 12/3, 12/4, 10/2 (.53" Ø max)
566-DC2	14/4 (.43" Ø min), 12/2, 12/3, 12/4, 10/2, 10/3 (.53" Ø max)	12/2 (.43" Ø min), 12/3, 12/4, 10/2 (.53" Ø max)
570-DC2	14/2 (.38" Ø min), 14/3, 14/4, 12/2, 12/3, 12/4, 10/2, 10/3 (.53" Ø max)	12/2 (.43" Ø min), 12/3, 12/4, 10/2 (.53" Ø max)
570-DCI2	14/4 (.43" Ø min), 12/2, 12/3, 12/4, 10/2, 10/3 (.53" Ø max)	12/2 (.43" Ø min), 12/3, 12/4, 10/2 (.53" Ø max)
570-DCR2	14/4 (.43" Ø min), 12/2, 12/3, 12/4, 10/2, 10/3 (.53" Ø max)	12/2 (.43" Ø min), 12/3, 12/4, 10/2 (.53" Ø max)
571-DC2	8/3 (.63" Ø min), 8/2, 6/3 (.78" Ø max)	8/3 (.63" Ø min), 8/2, 6/3 (.78" Ø max)
571-DCI2	8/3 (.63" Ø min), 8/2, 6/3, 6/2 (.78" Ø max)	8/3 (.63" Ø min), 8/2, 6/3, 6/2 (.78" Ø max)
571-S	8/3 (.63" Ø min), 8/2, 6/3 (.78" Ø max)	8/3 (.63" Ø min), 8/2, 6/3 (.78" Ø max)
571-SI	8/3 (.63" Ø min), 8/2, 6/3, 6/2 (.78" Ø max)	8/3 (.63" Ø min), 8/2, 6/3, 6/2 (.78" Ø max)
601-DC2	14/2 (.38" Ø min), 14/3, 14/4, 12/2, 12/3, 12/4, 10/2, 10/3, 10/4 (.61" Ø max)	12/2 (.43" Ø min), 12/3, 12/4, 10/2, 10/3, 10/4 (.61" Ø max)
BL-17	8/3 or 6/3	8/3 or 6/3
BL-17I	8/3 or 6/3	8/3 or 6/3

Distributed by:

<u>Watertown</u> (315) 782-0704	<b>City Electric Company, Inc.</b>	<u>Oswego</u> (315) 343-2739
<u>Ogdensburg</u> (315) 394-0878	 <a href="http://www.cityelectricweb.com">www.cityelectricweb.com</a>	<u>Rochester</u> (585) 247-3100
<u>Oneida</u> (315) 361-4149	<b>Corporate Office</b> Syracuse (315) 474-7841	<u>24 Hour</u> <u>Emergency Number</u> (800) 999-7841



Bridgeport Fittings, Inc.  
705 Lordship Blvd.  
Stratford, CT 06615-7313

Voice: 203.377.5944  
Fax: 203.381.3488  
E-mail: [sales@bptfittings.com](mailto:sales@bptfittings.com)

[www.bptfittings.com](http://www.bptfittings.com)



Printed in the U.S.A.

© 2008 Bridgeport Fittings, Inc. All rights reserved. WHIPPER-SNAP and 38 Special are trademarks of Bridgeport Fittings, Inc.

5/08 7500 BP070