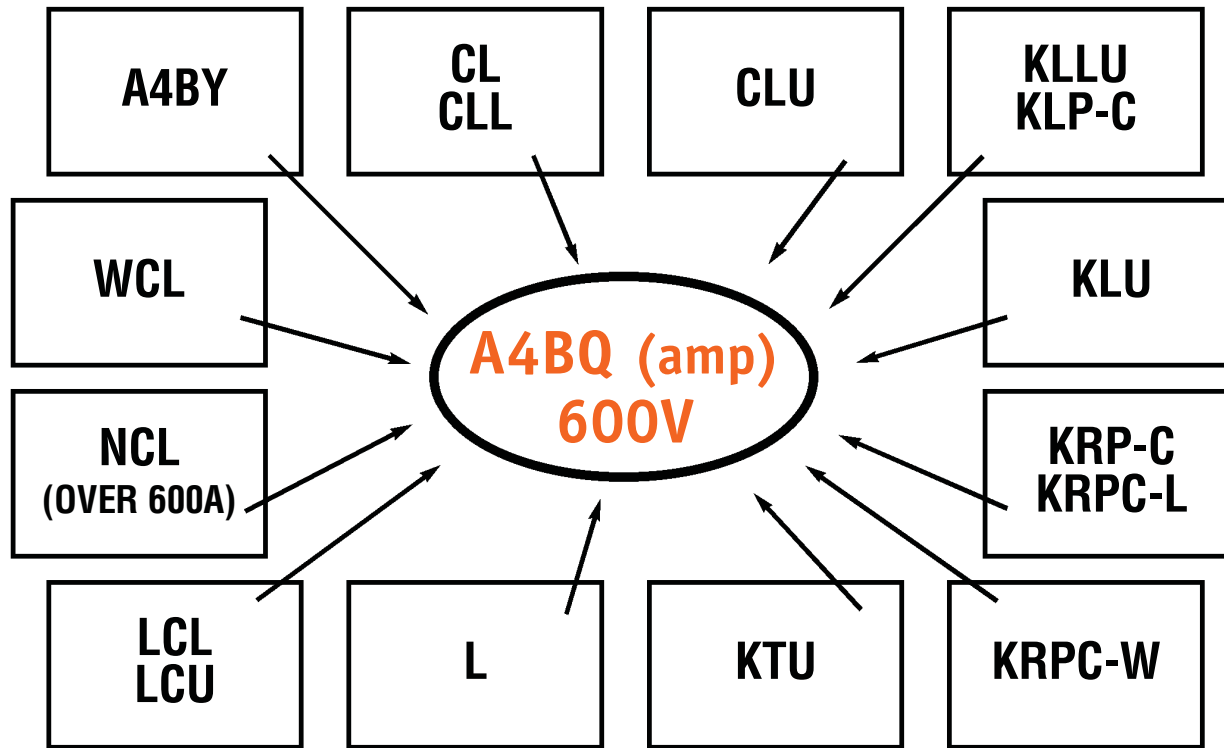




Upgrade to A4BQ, 600V, CLASS L CHART



Ampere Rating	Overall Length		Dia.		Blade Thick		Blade Width		Blade Length	
	A		B		C		D		E	
	In.	mm	In.	mm	In.	mm	In.	mm	In.	mm
100 - 800	8 5/8	219	2 1/2	63	3/8	9	2	51	2 13/32	61
801 - 1200	10 3/4	273	2 1/2	63	3/8	9	2	51	3 15/32	88
1201 - 1600	10 3/4	273	3	76	7/16	11	2 3/8	60	3 15/32	88
1601 - 2000	10 3/4	273	3 1/2	89	1/2	12	2 3/4	70	3 15/32	88
2001 - 2500	10 3/4	273	4 1/2	114	3/4	19	3 1/2	89	3 15/32	88
2501 - 3000	10 3/4	273	5	127	3/4	19	4	102	3 15/32	88
3001 - 4000	10 3/4	273	5 3/4	146	3/4	19	4 3/4	121	3 15/32	88
4001 - 5000	10 3/4	273	6 1/4	159	1	25	5 1/4	133	3 15/32	88
5001 - 6000	10 3/4	273	7 1/8	181	1	25	5 3/4	146	3 15/32	88

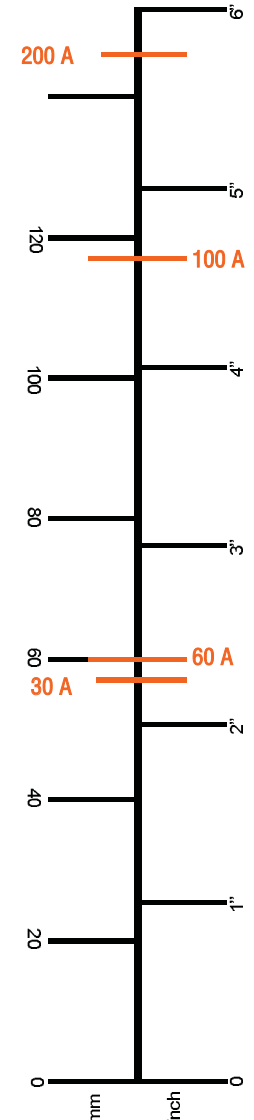
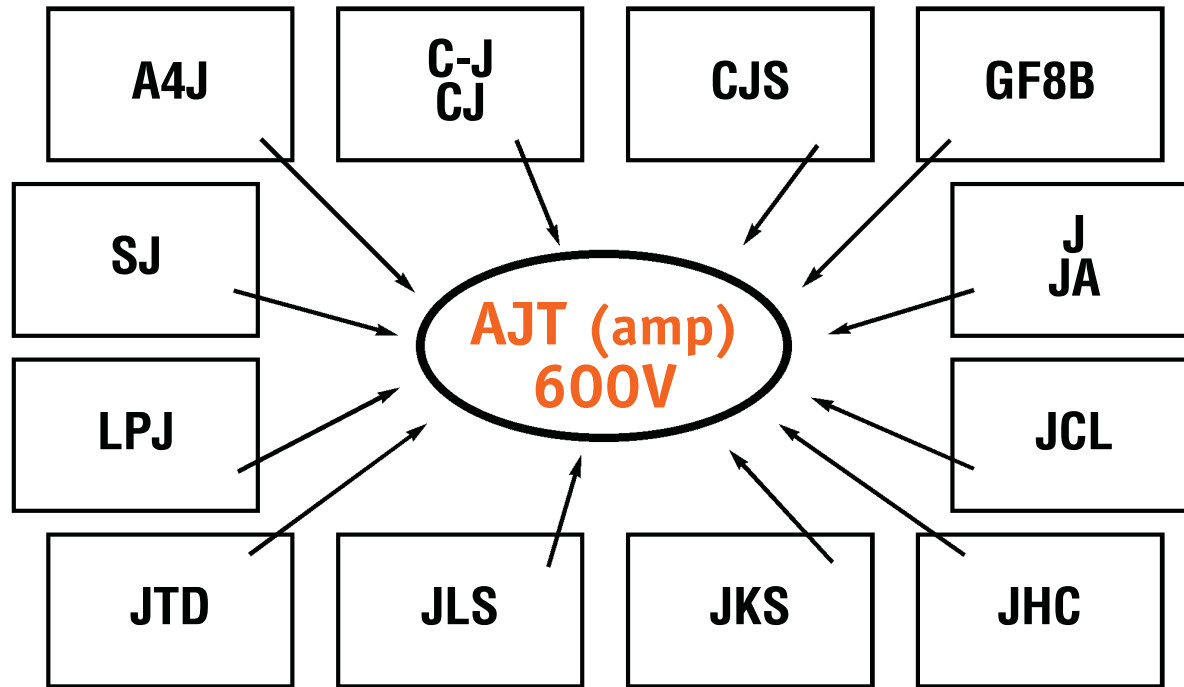
DIMENSIONS

City Electric Company, Inc.

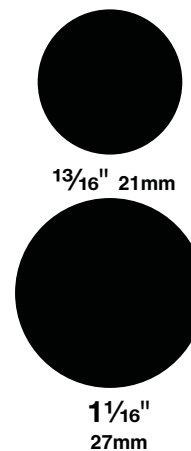
Watertown (315) 782-0754 Ogdensburg (315) 394-0678 Oneida (315) 369-4149	 www.cityelectricweb.com Corporate Office Syracuse (315) 494-7841	Oswego (315) 343-2739 Rochester (585) 247-3100 24 Hour Emergency Number (800) 999-7841
---	---	--



Upgrade to AJT, 600V, CLASS J CHART



Ferraz Shawmut Class J Series

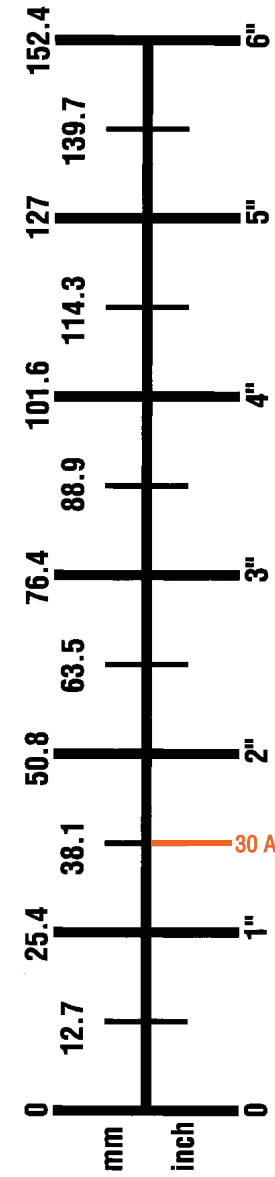
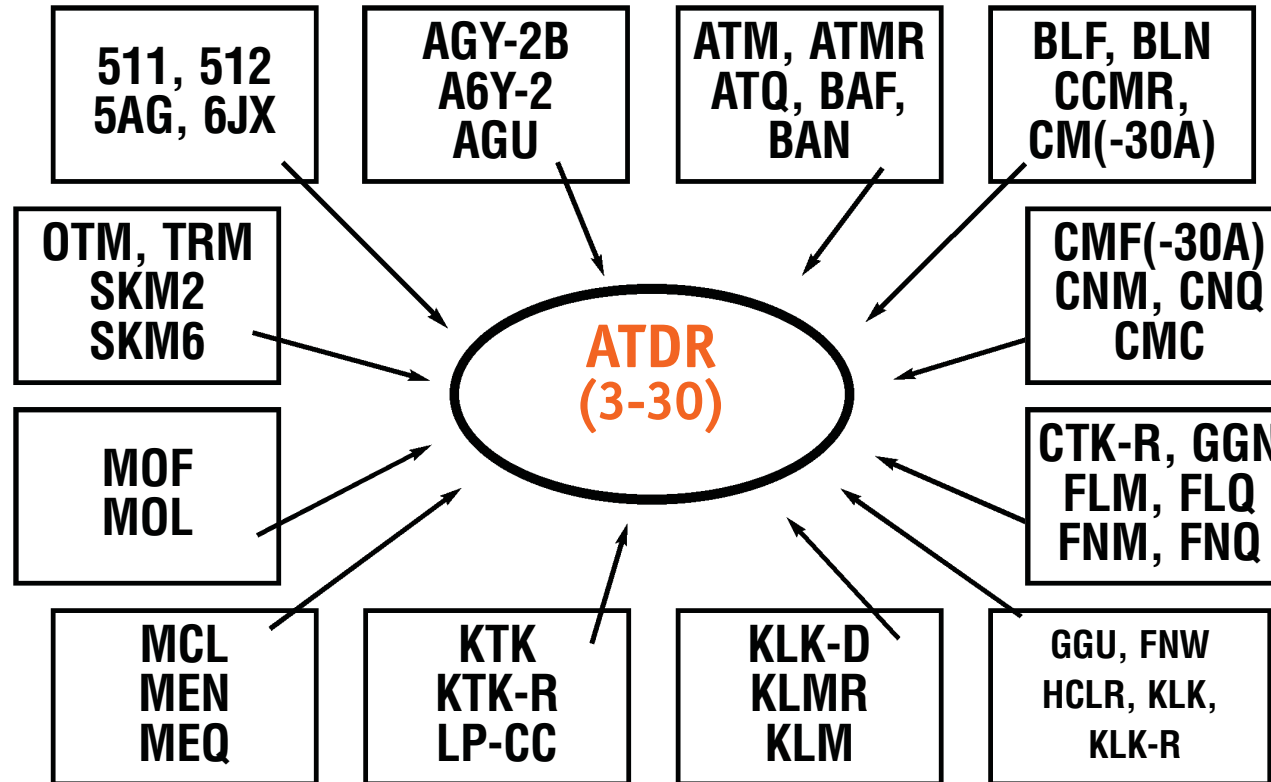


Ampere Rating	Overall Length		Dia.		Blade Thick		Blade Width		Blade Length		Bolt to Bolt		Bolt Dia. Len.		Bolt Dia. Width	
	A		B		C		D		E		F		G		H	
	In.	mm	In.	mm	In.	mm	In.	mm	In.	mm	In.	mm	In.	mm	In.	mm
1 - 30	2 1/4	57	13/16	21	—	—	—	—	—	—	—	—	—	—	—	—
31 - 60	2 3/8	60	1 1/16	27	—	—	—	—	—	—	—	—	—	—	—	—
61 - 100	4 5/8	117	1 1/8	29	1/8	3.2	3/4	19	1	25	3 5/8	92	3/8	10	9/32	7
101 - 200	5 3/4	146	1 5/8	41	3/16	4.8	1 3/8	29	1 3/8	35	4 3/8	111	3/8	10	9/32	7
201 - 400	7 1/8	181	2 1/8	54	1/4	6.3	1 5/8	41	1 7/8	48	5 1/4	133	17/32	14	13/32	10
401 - 600	8	203	2 1/2	64	3/8	9.5	2	51	2 1/8	54	6	152	11/16	18	17/32	13

DIMENSIONS

Ferraz Shawmut Upgrade to CLASS CC

ATDR (3-30) Amps, 600V CHART



Dimension - 1 1/2 X 13/32 in.
38 x 10mm



City Electric Company, Inc.

Watertown (315) 762-0704	Osage (315) 343-2739
Opdensburg (315) 394-0878	Rochester (505) 247-3100
Oneida (315) 363-4149	24 Hour Emergency Number: (800) 999-7941

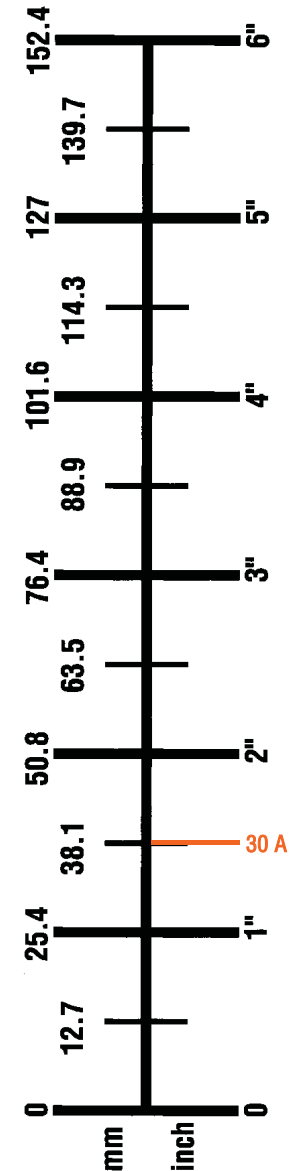
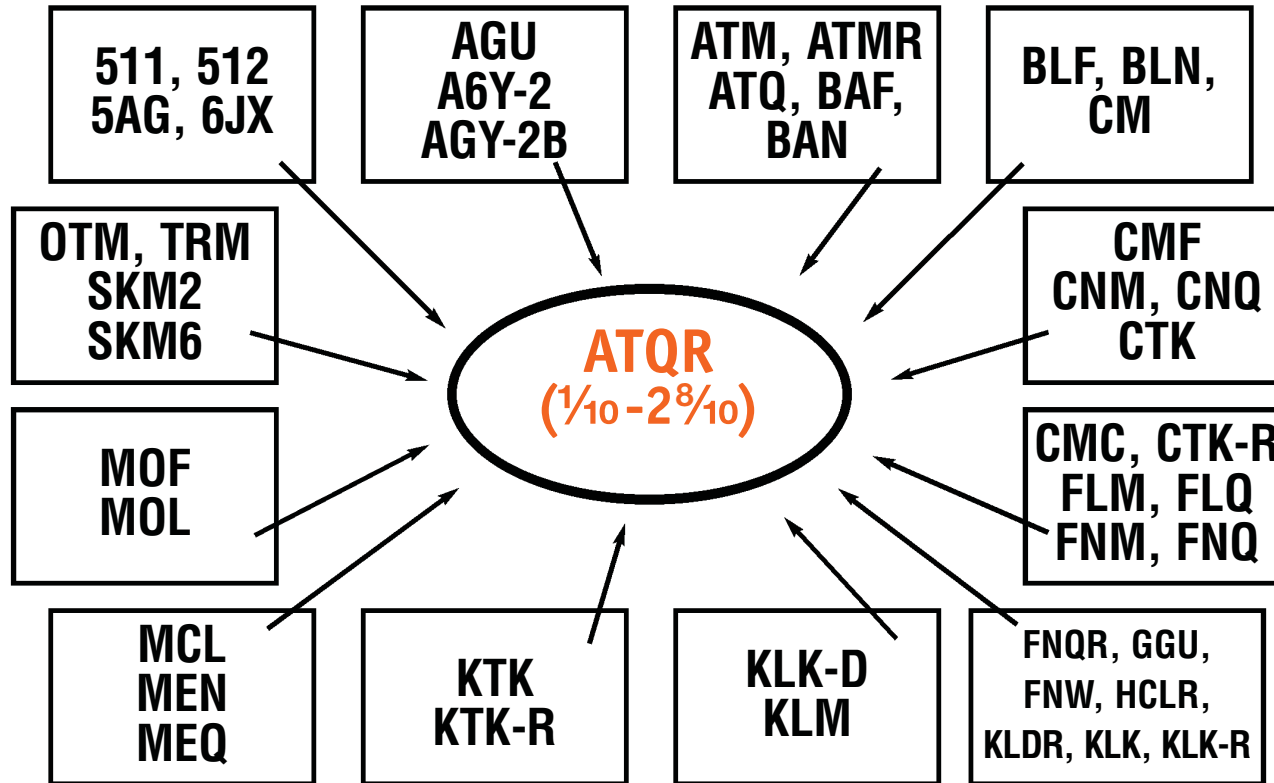
Corporate Office
Syracuse
(315) 494-2941

www.cityelectricweb.com



Upgrade to CLASS CC

ATQR ($1/10 - 2^{8/10}$) Amps, 600V CHART



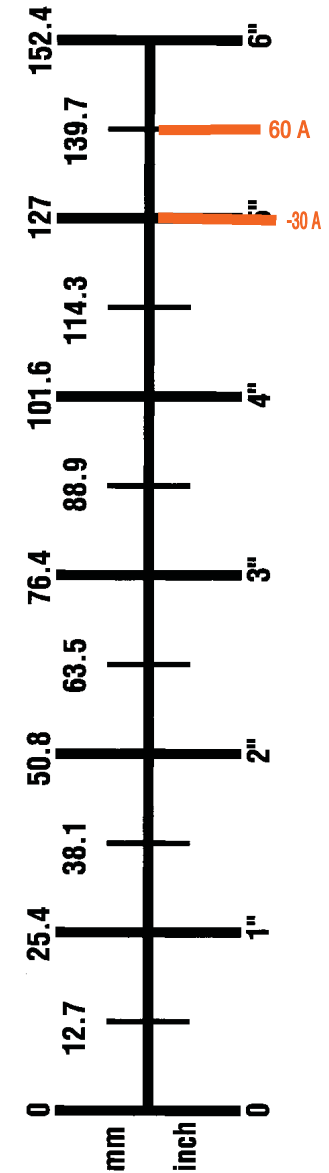
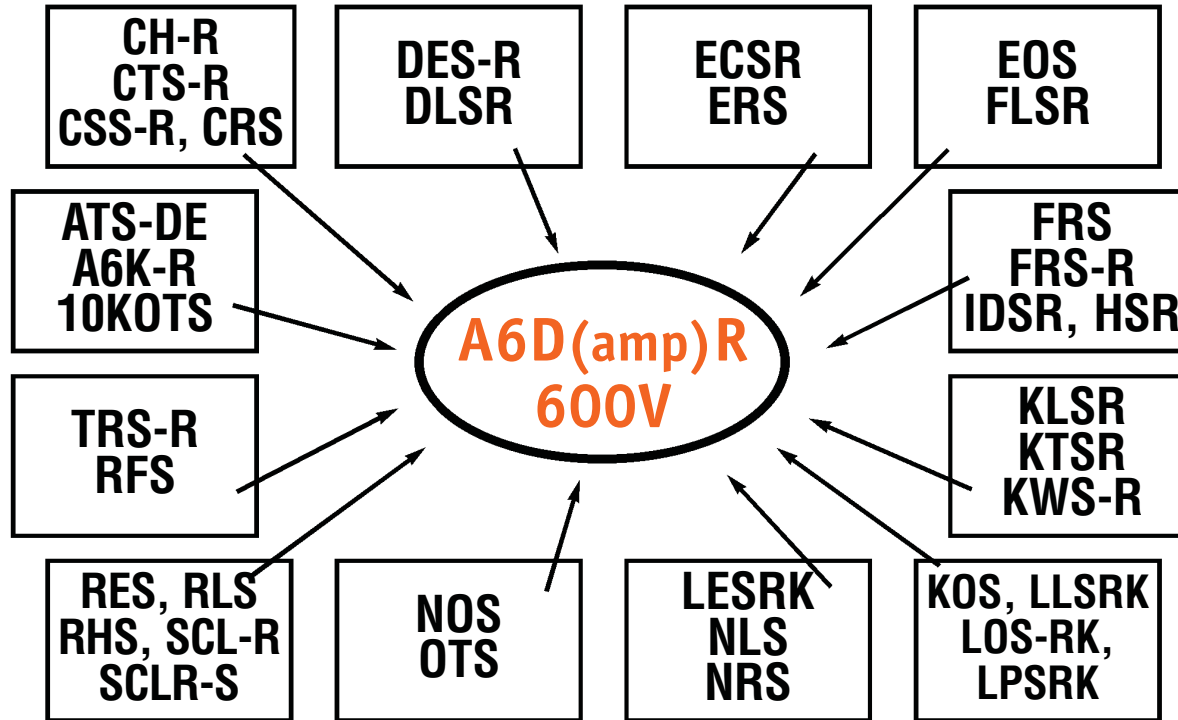
Dimension - $1\frac{1}{2}$ X $\frac{13}{32}$ in.
38 x 10mm



Watertown (315) 762-0754	City Electric Company, Inc. Corporate Office (315) 494-7541	Orangetown (315) 343-2739
Godensburg (315) 394-0878	Syracuse (315) 494-7541	Rochester (585) 247-3100
Onondaga (315) 362-4149		24 Hours Emergency Number: (800) 999-7941




Upgrade to A6D(amp)R, 600V, RK-1 CHART




DIMENSIONS

Ampere Rating	Overall Length		Dia.		Blade Thick		Blade Width		Blade Length	
	A	B	C	D	E	In.	mm	In.	mm	
600V-A6D										
0 - 30	5	127	1 1/16	21	—	—	—	—	—	—
31 - 60	5 1/2	139	1 1/16	27	—	—	—	—	—	—
61 - 100	7 7/8	200	1 5/16	34	1/8	3	3/4	19	1	25
101 - 200	9 1/8	244	1 13/16	46	3/16	5	1 1/8	28	1 3/8	35
201 - 400	11 5/8	295	2 13/16	66	1/4	6	1 5/8	41	1 7/8	48
401 - 600	13 3/8	340	3 1/8	80	1/4	6	2	51	2 1/4	57



13/16" 21mm



1 1/16" 27mm

City Electric Company, Inc.

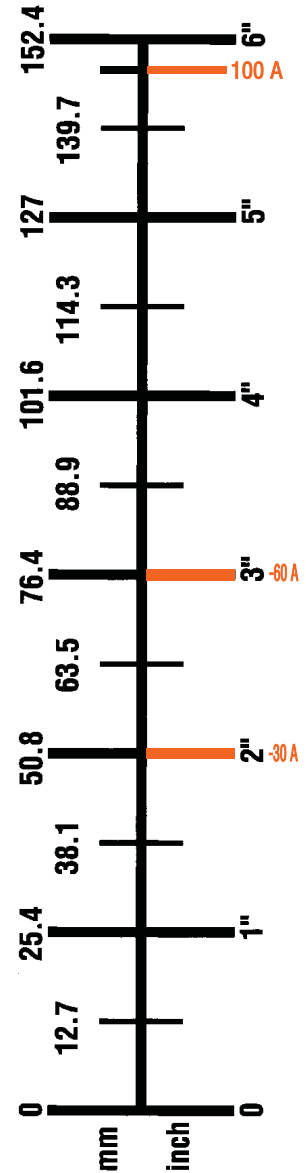
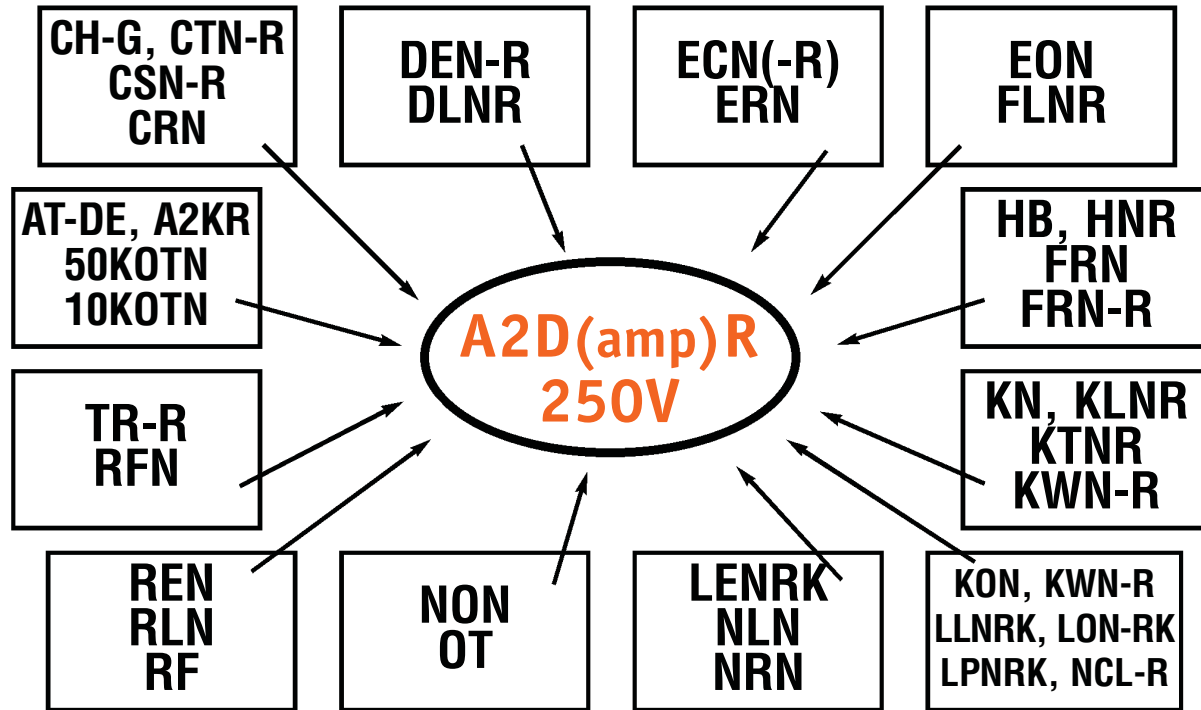
Waterbury (203) 762-0704		Chicago (312) 343-2739
Caldwellsburg (303) 394-0676	www.cityelectric.com	Rochester (585) 247-3300
Greenville (253) 369-4149	Corporate Office Syracuse (315) 494-7941	St. Louis Emergency Number (800) 999-7942

Tel: (978) 462-6662
Fax: (978) 462-0181

Customer Service Fax: (800) 535-8114
Technical Service Fax: (800) 535-8103

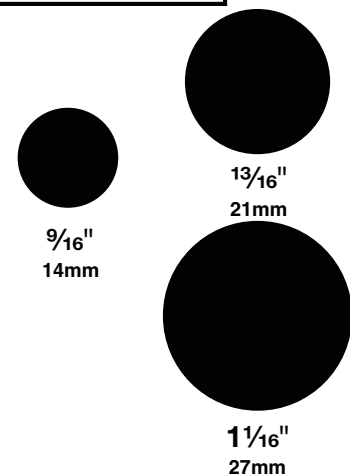


Upgrade to A2D(amp)R, 250V, RK-1 CHART



DIMENSIONS

Ampere Rating	Overall Length		Dia.		Blade Thick		Blade Width		Blade Length	
	A	B	C	D	E	In.	mm	In.	mm	
0 - 30	2	51	9/16	14	—	—	—	—	—	—
31 - 60	3	76	13/16	21	—	—	—	—	—	—
61 - 100	5 7/8	149	1 1/16	27	1/8	3	3/4	19	1	25
101 - 200	7 1/8	181	1 9/16	40	3/16	5	1 1/8	28	1 3/8	35
201 - 400	8 5/8	219	2 1/16	53	1/4	6	1 5/8	41	1 7/8	48
401 - 600	10 3/8	264	2 9/16	66	1/4	6	2	51	2 1/4	57



City Electric Company, Inc.

Watertown (315) 782-0704 Ogdensburg (315) 394-0878 Oneida (315) 365-4149	 Corporate Office Syracuse (315) 474-7541	Oswego (315) 343-2739 Rochester (562) 247-3300 24 Hour Emergency Number (800) 999-7541
---	--	--

Tel: (978) 462-6662
 Fax: (978) 462-0181

Customer Service Fax: (800) 535-8114
 Technical Service Fax: (800) 535-8103